



City Research Online

City, University of London Institutional Repository

Citation: Harrison, G. (2018). Reporting Sonographers: Education for the future. Paper presented at the 2018 Benchmarking & Good Practice in Radiology Services, 20 September 2018, London, UK.

This is the presentation version of the paper.

This version of the publication may differ from the final published version.

Permanent repository link: <https://openaccess.city.ac.uk/id/eprint/20523/>

Link to published version:

Copyright: City Research Online aims to make research outputs of City, University of London available to a wider audience. Copyright and Moral Rights remain with the author(s) and/or copyright holders. URLs from City Research Online may be freely distributed and linked to.

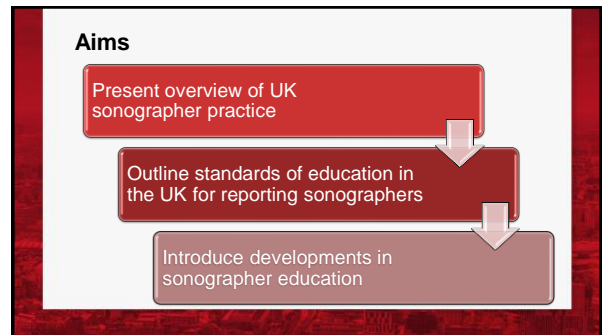
Reuse: Copies of full items can be used for personal research or study, educational, or not-for-profit purposes without prior permission or charge. Provided that the authors, title and full bibliographic details are credited, a hyperlink and/or URL is given for the original metadata page and the content is not changed in any way.

 **Academic excellence for business and the professions**

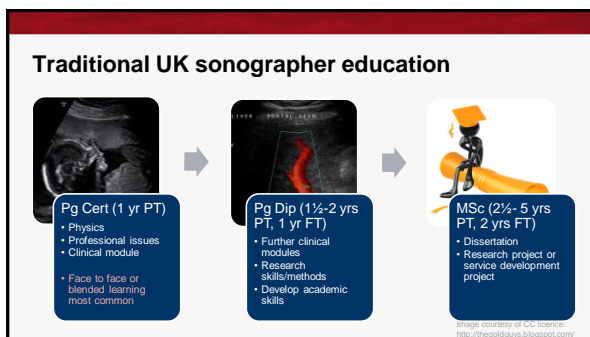
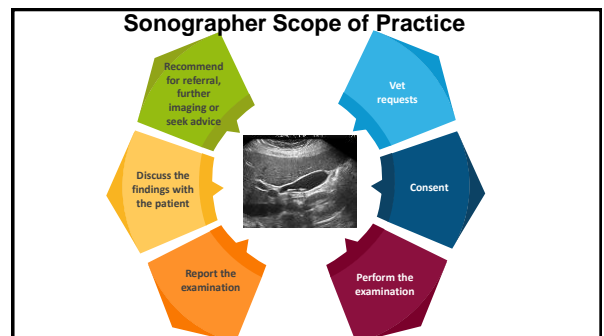
Reporting Sonographers: Education for the future

Gill Harrison
Ultrasound Programme Director & Lead for Teaching Excellence
City, University of London

www.city.ac.uk




UK NHS Ultrasound Service		
	Clinical areas	Who performs the scans
Screening	<ul style="list-style-type: none"> Abdominal Aortic Aneurysm screening programme (AAA) Fetal Anomaly Screening Programme (FASP) 	<ul style="list-style-type: none"> AAA technicians FASP - sonographers [M-level education requirement]
Diagnostic include:	<ul style="list-style-type: none"> Gynaecology Abdominal Superficial structures MSK Vascular Cardiac Obstetrics-high risk (EPAU/3rd trimester) 	<ul style="list-style-type: none"> Sonographers Radiologists Others <p>Others include: Urologists, gynaecologists, fetal medicine, nurses, midwives, physiotherapists, emergency medicine, clinical scientists</p>

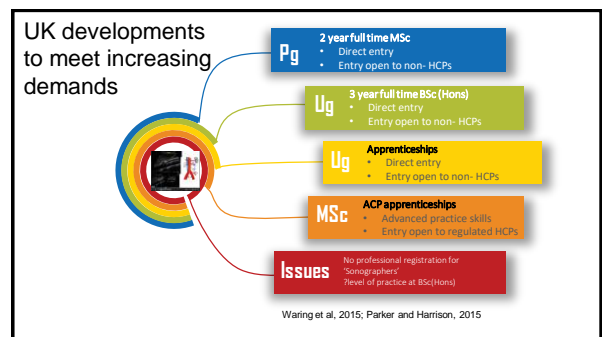
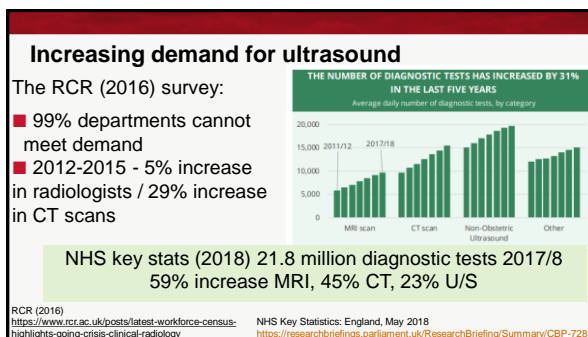
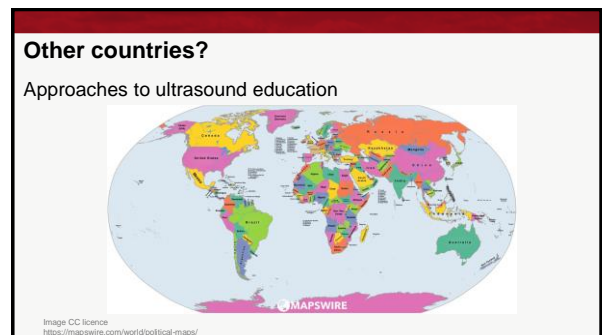
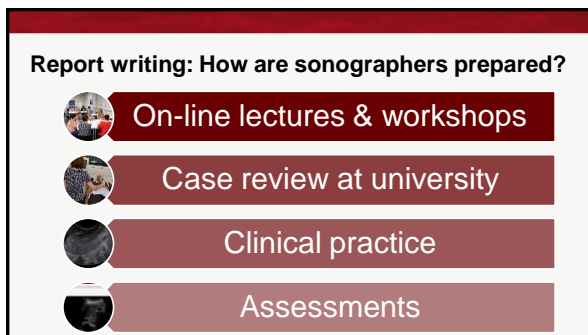
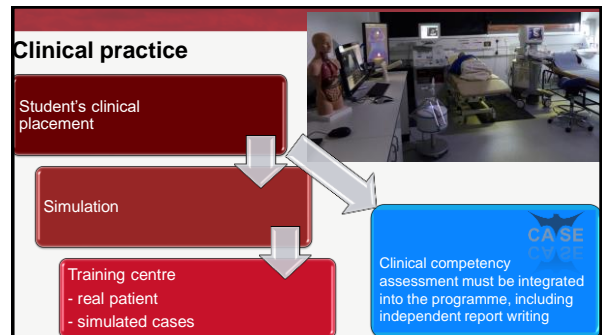
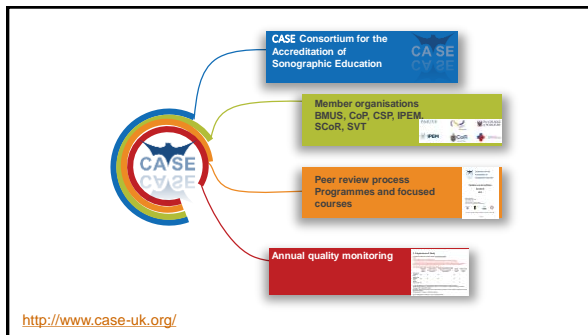


Focused courses

- AAA screening
- 1st trimester screening
- Fertility scanning
- 3rd trimester assessment
- Podiatry - podiatrists
- Emergency U/S - paramedics

Minimum standards of competency need to be met for accreditation

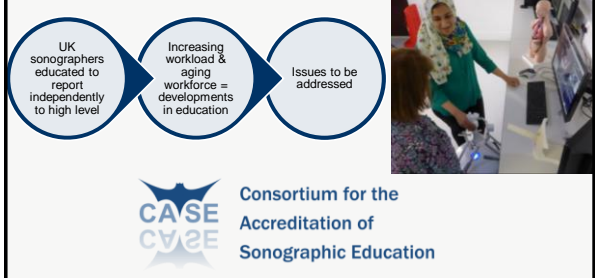




Advanced and Consultant Practice: Role developments



Conclusion



References

- NHS (2018). NHS Key Statistics: England
<https://researchbriefings.parliament.uk/ResearchBriefing/Summary/CBP-7281>
- Parker, P. and Harrison, G. (2015) 'Educating the future sonographic workforce: membership survey report from the British Medical Ultrasound Society', *Ultrasound*. 23 (4), pp. 231 – 241
- RCR (2016) 'Latest workforce census highlights on-going crisis in clinical radiology'
<https://www.rcr.ac.uk/posts/latest-workforce-census-highlights-going-crisis-clinical-radiology>
- Waring, L. Miller, P and Sloane, C. (2015) The Future of Sonographic Education. Health Education England.
<https://www.hee.nhs.uk/sites/default/files/documents/Ultrasound%20Futures%20-%20Waring%20Miller%20%20Sloane%20-%20June%202015.pdf>

City, University of London
 Northampton Square
 London
 EC1V 0HB
 United Kingdom
 T: +44 (0)20 7040 5682
 E: G.Harrison@city.ac.uk
<http://www.city.ac.uk/courses/postgraduate/medical-ultrasound>